

# Keuhkojen röntgenkuvaus, somali




Iska saar koodhka dhaxanta kagana tag qolka sugida.

Sawirka feedhaha



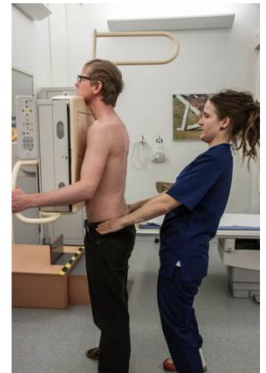
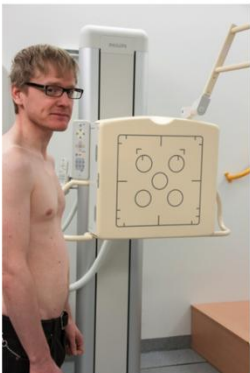
Iska saar darka kale oo dhan ee ka gashantay qaarka sare.

Darka kaga taga qolka sugida.



Gal qolka x-rayga, talooyinka uu kalkaaliyuhu ku siiyo raac.

Sawirka feedhaha ee u horeeya waxa laga qaadaa laga bilaabo xaga hore ee laabta ilaa xaga dambe.

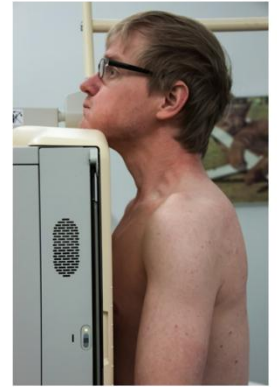


## Keuhkojen röntgenkuvaus, somali

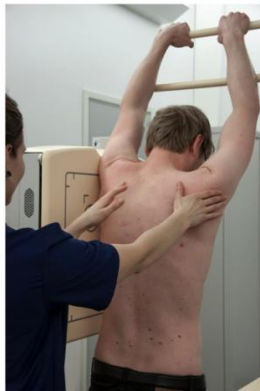
Kalaaliyahu waxa uu diyaariyaa qalabka X-rayga.



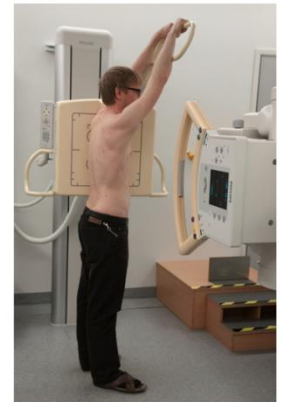
Neef qaado si uu sambab kaaga ay hawo uga buuxsanto. Neefsiga xaj inta sawirku dhacaayo.



Sawirka x-ray ee labaad waxa laga qaadaa dhinca feedhaha.



Neefso si sambabaadu hawo uga buuxsanto. Xaji neefta in uu sawirku dhacaayo.



Kalkaaliyaha ayaa kuu sheegi marka aad bixi karto.

Waad ku mahadsantay si aad u dadaashay

- Qaybta takhasuska cudurada faafa ee Isbitaalka jaamacada Tampere
- Kalkaaliye qaybta baadhista Sawirka x-ray ee Isbitaalka Jamacada ee Tampere